



## 1 Block E & F - West Elevation

1 : 200

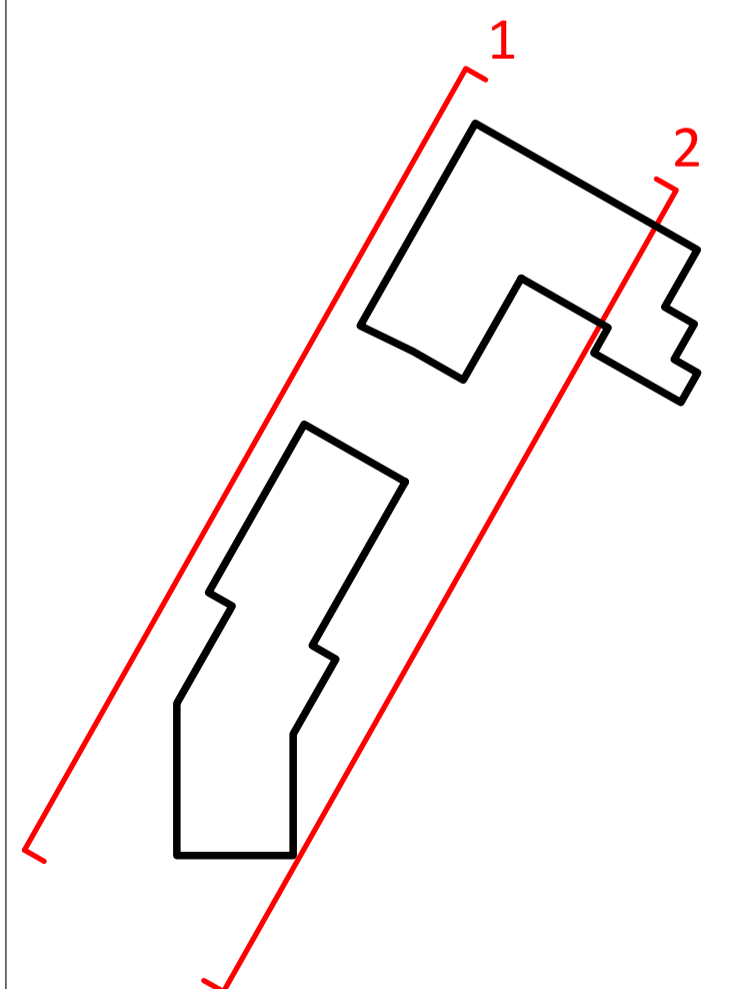
### MATERIAL NOTES

- 01 Brick - Beige
- 02 Brick - Light Grey
- 03 Brick - Light Red
- 04 Brick - Red
- 05 Brick - Dark Red
- 06 Brick - Blue
- 07 GRC or Similar - Light Grey
- 08 GRC or Similar - Dusty Pink
- 09 Roof Tiles
- 10 Standing Seam Metal Roof - Dark Grey
- 11 Window / Door Frame - Dark Grey
- 12 Window / Door Frame - Bronze Effect
- 13 Metal Railing / Details - Dark Grey
- 14 Metal Railing / Details - Bronze Effect
- 15 Expanded Mesh



## 2 Block E & F - East Elevation

1 : 200

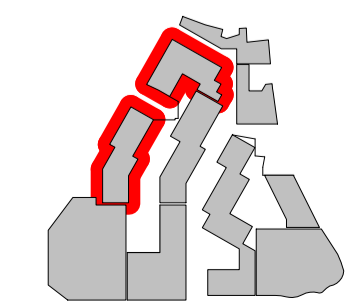
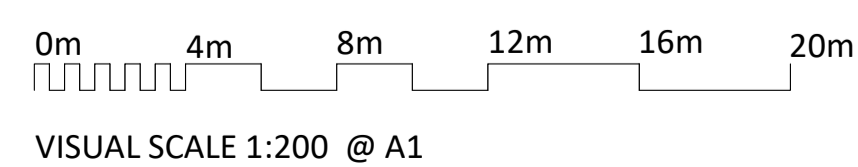


**NOTES**  
 CONSULTANTS  
 - Refer to highways consultant's drawings for details  
 - Refer to landscape consultant's drawings for details

**AREAS**  
 - Refer to area schedule

© Copyright Reserved. ColladoCollins Architects Ltd

| Rev | Notes                          | Date       | By | Auth |
|-----|--------------------------------|------------|----|------|
| P1  | Issued for Planning Submission | 12/02/2021 |    |      |
|     |                                |            |    |      |
|     |                                |            |    |      |
|     |                                |            |    |      |
|     |                                |            |    |      |



**ColladoCollins Architects**

17-19 Foley Street  
 London W1W 6DW  
 T 020 7580 3490  
 F 020 7580 2917  
 info@colladocollins.com  
 www.colladocollins.com

Date: 29/01/2020  
 Drawn By: LK  
 Checked by: RC  
 Scale @ A1: As indicated  
 Scale @ A3: 1 : 400  
 CAD File No:

**LOCHAILORT**  
 Eagle Quarter, Newbury  
 Proposed Elevations - Block E & F  
 West and East  
 PLANNING  
 20011 P3-107

P1  
 Revision