

**1 Block E - West Elevation**

1 : 200



**2 Block E - South Elevation**

1 : 200



**3 Block E - East Elevation**

1 : 200

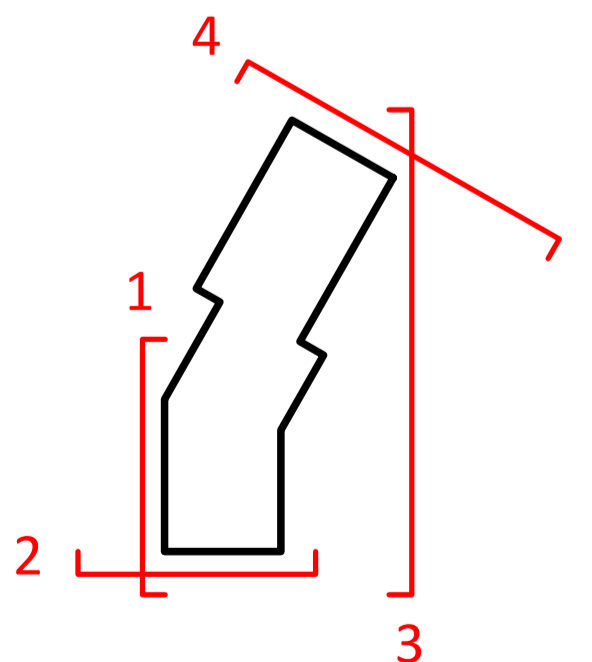


**4 Block E - North Elevation**

1 : 200

**MATERIAL NOTES**

- ① Brick - Beige
- ② Brick - Light Grey
- ③ Brick - Light Red
- ④ Brick - Red
- ⑤ Brick - Dark Red
- ⑥ Brick - Blue
- ⑦ GRC or Similar - Light Grey
- ⑧ GRC or Similar - Dusty Pink
- ⑨ Roof Tiles
- ⑩ Standing Seam Metal Roof - Dark Grey
- ⑪ Window / Door Frame - Dark Grey
- ⑫ Window / Door Frame - Bronze Effect
- ⑬ Metal Railing / Details - Dark Grey
- ⑭ Metal Railing / Details - Bronze Effect
- ⑮ Expanded Mesh



**NOTES**

CONSULTANTS

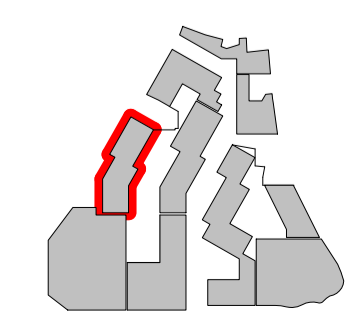
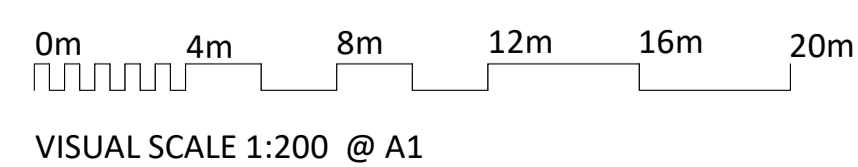
- Refer to highways consultant's drawings for details
- Refer to landscape consultant's drawings for details

AREAS

- Refer to area schedule

© Copyright Reserved. ColladoCollins Architects Ltd

Rev	Notes	Date	By	Auth
P1	Issued for Planning Submission	12/02/2021		



**ColladoCollins Architects**

17-19 Foley Street  
London W1W 6DW  
T 020 7580 3490  
F 020 7580 2917  
info@colladocollins.com  
www.colladocollins.com

Date: 29/01/2020  
Drawn By: LK  
Checked by: RC  
Scale @ A1: As indicated  
Scale @ A3: 1 : 400  
CAD File No:

**LOCHAILORT**

Eagle Quarter, Newbury  
Proposed Elevations - Block E

PLANNING  
20011

P3-108

P1  
Revision