



MATERIAL NOTES

- 01 Brick - Beige
- 02 Brick - Light Grey
- 03 Brick - Light Red
- 04 Brick - Red
- 05 Brick - Dark Red
- 06 Brick - Blue
- 07 GRC or Similar - Light Grey
- 08 GRC or Similar - Dusty Pink
- 09 Roof Tiles
- 10 Standing Seam Metal Roof - Dark Grey
- 11 Window / Door Frame - Dark Grey
- 12 Window / Door Frame - Bronze Effect
- 13 Metal Railing / Details - Dark Grey
- 14 Metal Railing / Details - Bronze Effect
- 15 Expanded Mesh

1 Block H - Southwest Elevation
1 : 200



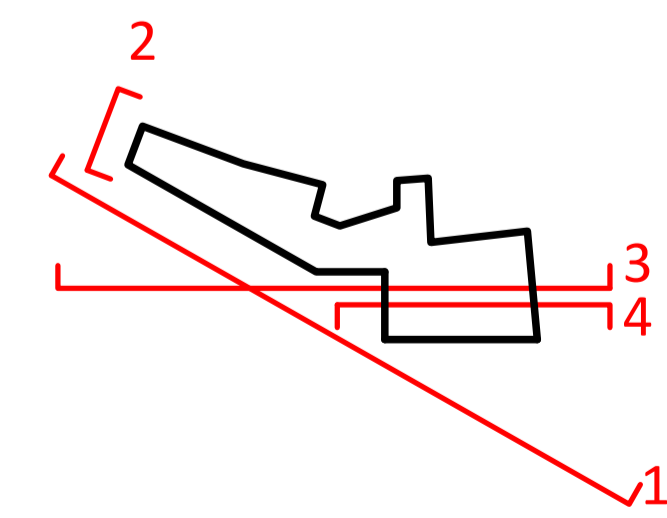
2 Block H - West Elevation
1 : 200



3 Block H - South Elevation
1 : 200

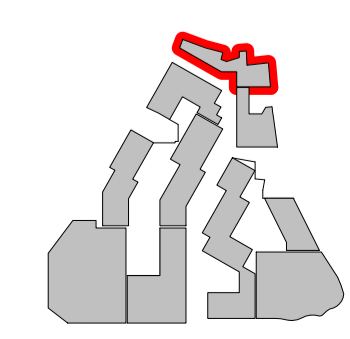
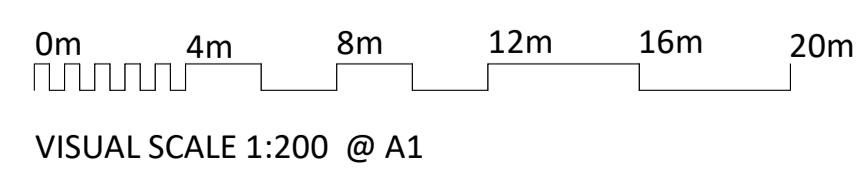


4 Block H - North Elevation
1 : 200



NOTES
CONSULTANTS
- Refer to highways consultant's drawings for details
- Refer to landscape consultant's drawings for details
AREAS
- Refer to area schedule
© Copyright Reserved. ColladoCollins Architects Ltd

| Rev | Notes | Date | By | Auth |
|-----|--------------------------------|------------|----|------|
| P1 | Issued for Planning Submission | 12/02/2021 | | |
| | | | | |
| | | | | |
| | | | | |
| | | | | |



ColladoCollins Architects
17-19 Foley Street
London W1W 6DW
T 020 7580 3490
F 020 7580 2917
info@colladocollins.com
www.colladocollins.com
Date: 29/01/2020
Drawn By: LK
Checked by: RC
Scale @ A1: As indicated
Scale @ A3: 1 : 400
CAD File No:

LOCHAILORT
Eagle Quarter, Newbury
Proposed Elevations - Block H
PLANNING
20011 P3-112