

1 Block A - South Elevation

1 : 200

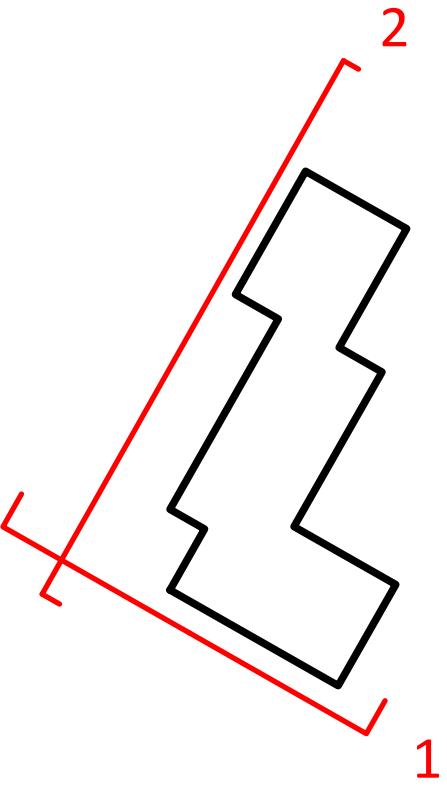


2 Block A - West Elevation

1 : 200

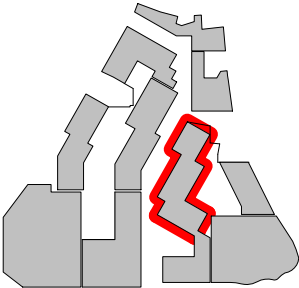
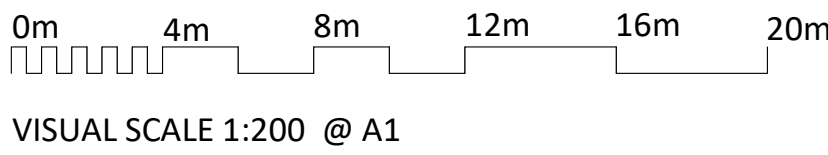
MATERIAL NOTES

- 01 Brick - Beige
- 02 Brick - Light Grey
- 03 Brick - Light Red
- 04 Brick - Red
- 05 Brick - Dark Red
- 06 Brick - Blue
- 07 GRC or Similar - Light Grey
- 08 GRC or Similar - Dusty Pink
- 09 Roof Tiles
- 10 Standing Seam Metal Roof - Dark Grey
- 11 Window / Door Frame - Dark Grey
- 12 Window / Door Frame - Bronze Effect
- 13 Metal Railing / Details - Dark Grey
- 14 Metal Railing / Details - Bronze Effect
- 15 Expanded Mesh



NOTES
CONSULTANTS
- Refer to highways consultant's drawings for details
- Refer to landscape consultant's drawings for details
AREAS
- Refer to area schedule
© Copyright Reserved. ColladoCollins Architects Ltd

Rev	Notes	Date	By	Auth
P1	Issued for Planning Submission	12/02/2021		
P2	Massing reduced (HE's comments)	03/08/2021		



ColladoCollins Architects

17-19 Foley Street
London W1W 6DW
T 020 7580 3490
F 020 7580 2917
info@colladocollins.com
www.colladocollins.com
Date: 29/01/2020
Drawn By: LK
Checked by: RC
Scale @ A1: As indicated
Scale @ A3: 1 : 400
CAD File No:

LOCHAILORT

Eagle Quarter, Newbury
Proposed Elevations - Block A
South and West
PLANNING
20011 P3-101

P2
Revision