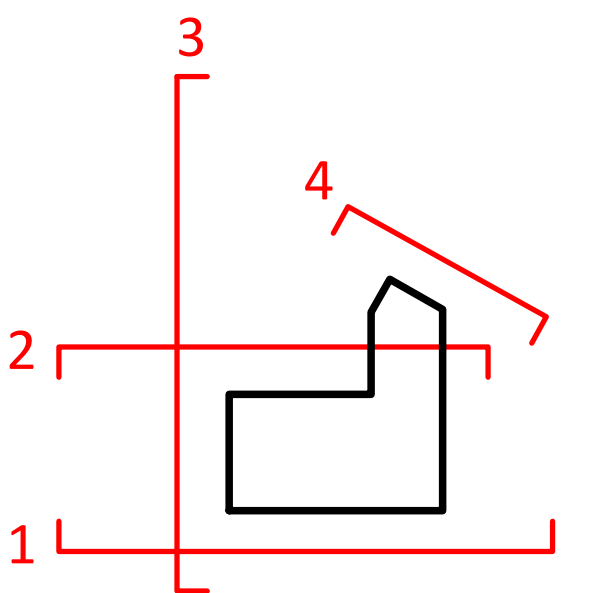
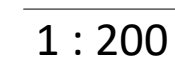
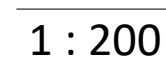
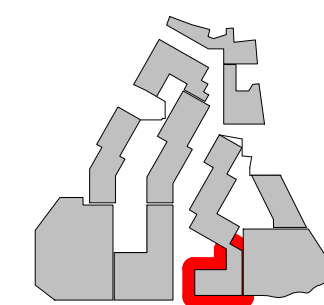


- 01 Brick - Beige
- 02 Brick - Light Grey
- 03 Brick - Light Red
- 04 Brick - Red
- 05 Brick - Dark Red
- 06 Brick - Blue
- 07 GRC or Similar - Light Grey
- 08 GRC or Similar - Dusty Pink
- 09 Roof Tiles
- 10 Standing Seam Metal Roof - Dark Grey
- 11 Window / Door Frame - Dark Grey
- 12 Window / Door Frame - Bronze Effect
- 13 Metal Railing / Details - Dark Grey
- 14 Metal Railing / Details - Bronze Effect
- 15 Expanded Mesh



0m 4m 8m 12m 16m 20m

VISUAL SCALE 1:200 @ A1



17-19 Foley Street
London W1W 6DW
T 020 7580 3490
F 020 7580 2917
info@colladocollins.com
www.colladocollins.com

Date: 29/01/2020
Drawn By: LK
Checked by: RC
Scale @ A1: As indicated
Scale @ A3: 1 : 400
CAD File No:

Eagle Quarter, Newbury
Proposed Elevations - Block D

P3-106

