

1 Block E - West Elevation
1 : 200



2 Block E - South Elevation
1 : 200



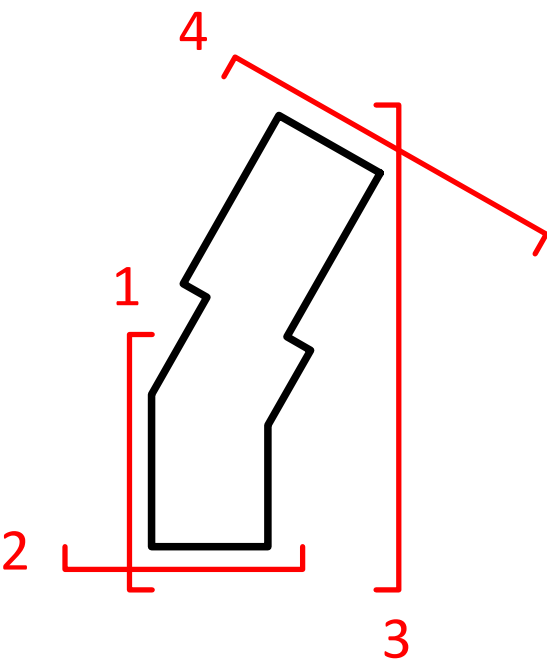
3 Block E - East Elevation
1 : 200



4 Block E - North Elevation
1 : 200

MATERIAL NOTES

- 01 Brick - Beige
- 02 Brick - Light Grey
- 03 Brick - Light Red
- 04 Brick - Red
- 05 Brick - Dark Red
- 06 Brick - Blue
- 07 GRC or Similar - Light Grey
- 08 GRC or Similar - Dusty Pink
- 09 Roof Tiles
- 10 Standing Seam Metal Roof - Dark Grey
- 11 Window / Door Frame - Dark Grey
- 12 Window / Door Frame - Bronze Effect
- 13 Metal Railing / Details - Dark Grey
- 14 Metal Railing / Details - Bronze Effect
- 15 Expanded Mesh



Rev	Notes	Date	By	Auth
P1	Issued for Planning Submission	12/02/2021		
P2	Massing reduced (HE's comments)	03/08/2021		

NOTES

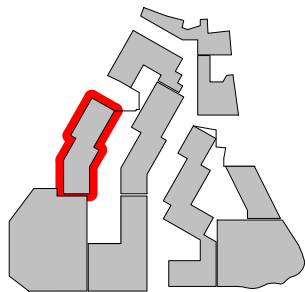
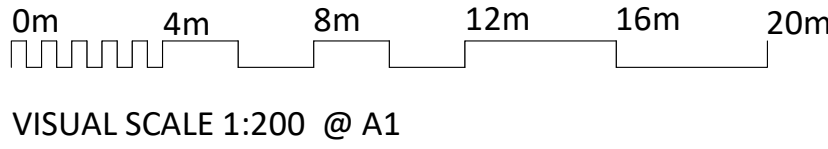
CONSULTANTS

- Refer to highways consultant's drawings for details
- Refer to landscape consultant's drawings for details

AREAS

- Refer to area schedule

© Copyright Reserved. ColladoCollins Architects Ltd



ColladoCollins Architects

17-19 Foley Street
London W1W 6DW
T 020 7580 3490
F 020 7580 2917
info@colladocollins.com
www.colladocollins.com

Date: 29/01/2020
Drawn By: LK
Checked by: RC
Scale @ A1: As indicated
Scale @ A3: 1 : 400
CAD File No:

LOCHAILORT

Eagle Quarter, Newbury
Proposed Elevations - Block E

PLANNING
20011

P3-108

P2
Revision