

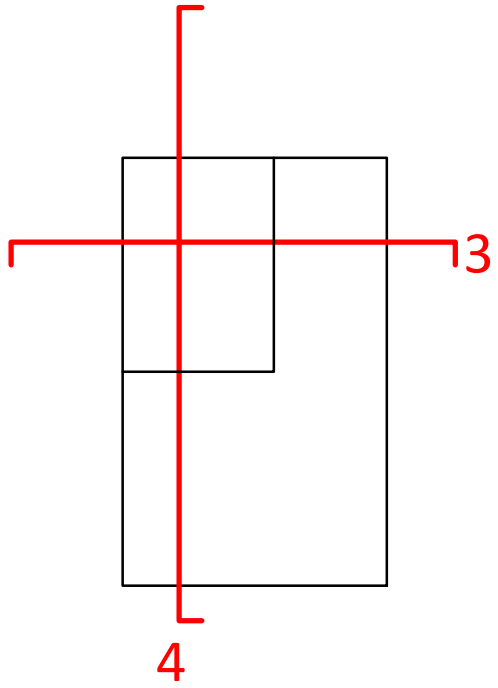
3 Office - North Elevation  
1 : 200



4 Office - West Elevation  
1 : 200

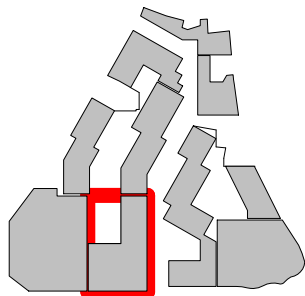
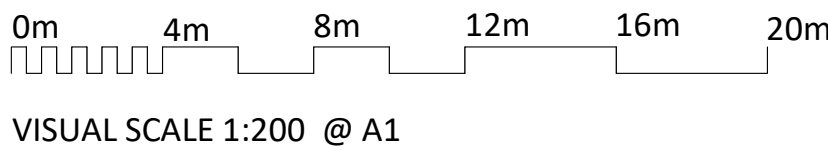
MATERIAL NOTES

- 01 Brick - Beige
- 02 Brick - Light Grey
- 03 Brick - Light Red
- 04 Brick - Red
- 05 Brick - Dark Red
- 06 Brick - Blue
- 07 GRC or Similar - Light Grey
- 08 GRC or Similar - Dusty Pink
- 09 Roof Tiles
- 10 Standing Seam Metal Roof - Dark Grey
- 11 Window / Door Frame - Dark Grey
- 12 Window / Door Frame - Bronze Effect
- 13 Metal Railing / Details - Dark Grey
- 14 Metal Railing / Details - Bronze Effect
- 15 Expanded Mesh



NOTES  
CONSULTANTS  
- Refer to highways consultant's drawings for details  
- Refer to landscape consultant's drawings for details  
AREAS  
- Refer to area schedule  
© Copyright Reserved. ColladoCollins Architects Ltd

Rev	Notes	Date	By	Auth
P1	Issued for Planning Submission	12/02/2021		
P2	Massing reduced (HE's comments)	03/08/2021		



ColladoCollins Architects

17-19 Foley Street  
London W1W 6DW  
T 020 7580 3490  
F 020 7580 2917  
info@colladocollins.com  
www.colladocollins.com  
Date: 29/01/2020  
Drawn By: LK  
Checked by: RC  
Scale @ A1: As indicated  
Scale @ A3: 1 : 400  
CAD File No:

LOCHAILORT

Eagle Quarter, Newbury  
Proposed Elevations - Office  
North and West  
PLANNING  
20011 P3-114